



Rolls-Royce UK Pension Fund

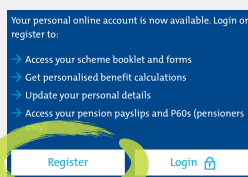
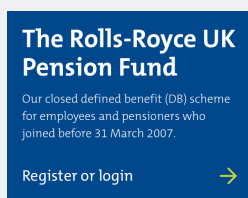
Registering to access your online member account

To get the most out of your membership, you should register for access to your member account. Once logged in, you'll find information that's tailored to you and your membership and, most importantly, get access to our online estimator. [Watch our YouTube video](#) to find out how to register, or follow the steps below...

Finding the registration page

Head to the Rolls-Royce Pensions website at www.rolls-roycepensions.com

and click on the Rolls-Royce UK Pension Fund tile to get started. Then click on the register button.



Registration - step one

At this point, you'll need four pieces of information. These are:

- Your pension number
- Your National Insurance (NI) number
- Your surname
- Your date of birth

You can find your pension number on any personal document you've received from us.

Your NI number can be found on any payslip, P60 document or in your HMRC online tax account.

Registration - step two

Next, you'll see a screen showing the address we hold for you. If it's correct, just tick the box and continue. If it's not right, please contact us so we can update it for you.

Registration - step three


Here's where you'll set a security question and give us your email address.

First, choose a security question category from the drop down and enter your answer. Your answer doesn't need to be case sensitive and you shouldn't enter any special characters.

Secondly, enter your email address. Your temporary password will be sent here, so double check it before clicking the **activate your account** button.

Successful registration

If everything's worked OK, you'll see this message. Wait a few minutes for your temporary password to be emailed to you (it'll come from **donotreply@rolls-roycepensions.com**) and once you've got it, head back to the [website homepage](#) to log in to your account.



Logging in to your account

When you log in, you'll need to know your pension number, temporary password and the answer to your security question.

The first time you log in with the temporary password, you'll be asked to change it. Click on the info buttons to find out our password rules.

That's it - have a look around your account and let us know if you have any problems.

